

CREATING NEW ACCOUNTS ON THE TUSD AERIES FAMILY LINK PARENT PORTAL

Open **Google Chrome** web browser. Type in TUSD Aeries Family Link Parent Portal URL:

<https://turlockusd.asp.aeries.net/student/LoginParent.aspx>

1. Click the **CREATE NEW ACCOUNT** link as shown on the login screen.

To create a new account, you must have received the following information from your student's school:

- Student Permanent ID Number
- Verification Code

If you do not have the above information, please contact your student's school.

*The **Verification Code** must be obtained from the school office prior to beginning this process.*

In addition, you need to have a **personal email address** and the **student's home phone number** that matches the phone number store in our Student Information System.

Select **"Parent"** as the account type if you are the parent/guardian of the student. If a student creates an account for himself/herself, select **"Student."** Then click the **"Next"** button to continue.

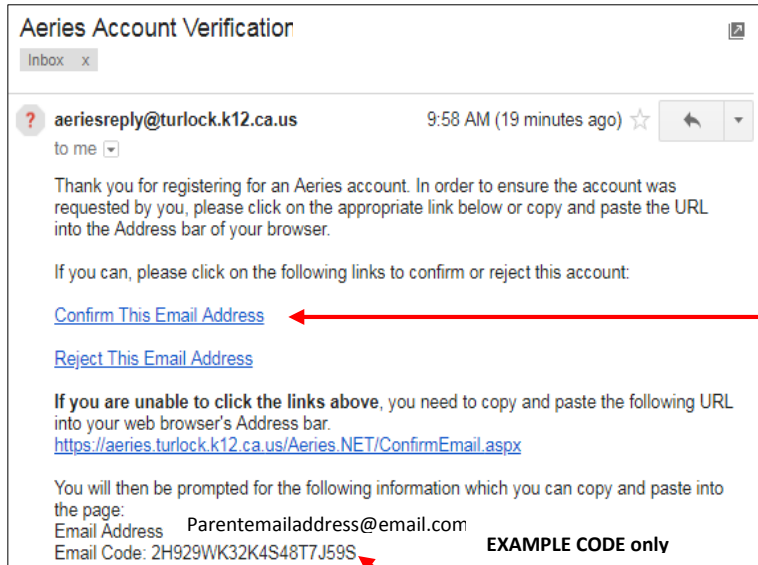
2. Enter your email address and choose a password. Type both the email and password twice. Then click the **"Next"** button to continue. A verification email is now being sent to your email address.

You will be able to change your password once your account has been created.

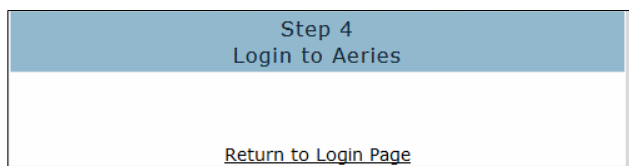
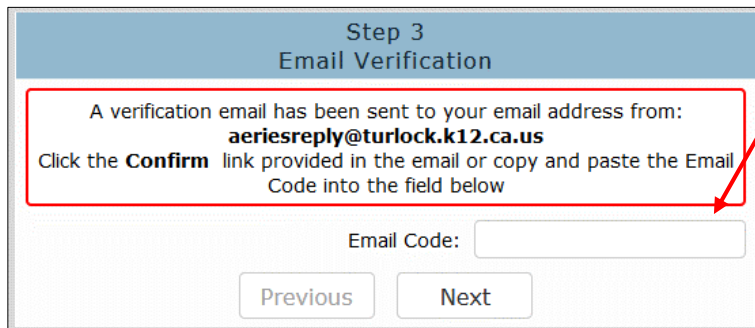
**Email address shown on the above screen are examples only. Please use your personal email address in this space.*

IMPORTANT: You must open, read, and follow the instructions in your email now in order to continue with your account creation.

CREATING NEW ACCOUNTS ON THE TUSD AERIES FAMILY LINK PARENT PORTAL



This Email Code is an only used if the “Confirm This Email Address” link does not work above you can copy and paste this code into the Email Code: space below. **This Email Code is not the same as the Verification Code obtained from the school office.**




5. The TUSD Aeries Family Link portal login page will appear. Log in using the email address and password that you just set up.

3. **Go to your personal email account** - Open the email box for the account you entered above. Once opened, click on the email with the subject line of **“Aeries Account Verification”** as shown on the left. Click the [Confirm This Email Address](#) link in the email message.

If the **“Confirm This Email Address”** link does not work properly, re-open your browser where the Step 3 window is displayed and enter the Email Code given on the Aeries Account Verification email.

4. A window (Step 4) will appear once you have confirmed your email address.

Click on the [Return to Login Page](#) link to continue



CREATING NEW ACCOUNTS ON THE TUSD AERIES FAMILY LINK PARENT PORTAL

- Please use the information you received from your student's school as well as your student's home telephone number to complete the screen below.

Click **"Next"** button to continue.

Step 1
Student Verification

Please Enter The Following Information About Your Student

Student Permanent ID Number:

Student Home Telephone Number:

Verification Code:

- Student Permanent ID Number is a unique 9 digit number assigned to each student.
- Student Home Telephone number must include the area code. Enter numbers only.
- Verification Code is a 10 digit code containing numbers and letters that should be obtained from your student's school prior to beginning this process.

- Click on your name to update your contact email address in our Student Information System. If your name does not appear, click on **"None of the Above."**

Click **"Next"** to continue.

Step 2
Emergency Contact Verification

Your account is now linked to Three Training.

If your name appears below, please select it so that the email address on the record can be updated.

Name	Relationship
Father Name	Father
Grandmother Name	Grandmother
None of the above	

- Process Complete!**

You may click the button to add another student(s) to your account now or you may begin to browse the information available on the **TUSD Family Link Parent Portal.**

Step 3
Process Complete

Your account is now linked to Your Student's Account